






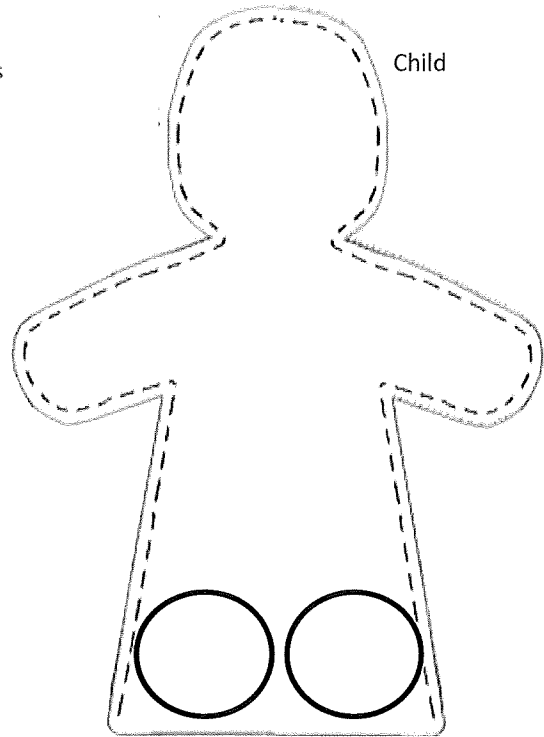
# Design Your Own Coat of Arms

Imagine you are a Knight of the Round Table about to enter a tournament. You must design your own coat of arms so that you can be identified on the field. Some samples are provided at the bottom of this page.

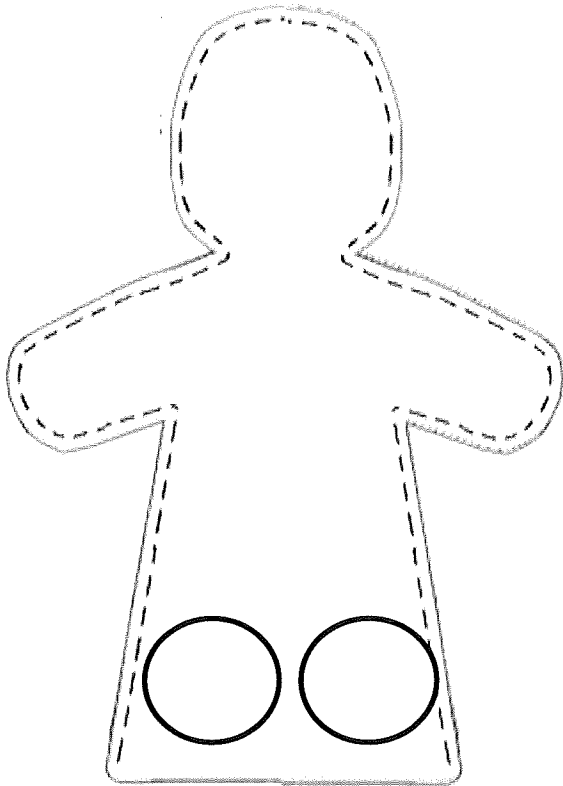


# The Gunniwolf

Talking about, retelling, or acting out stories is an early literacy skill. It helps your child develop her language skills. When you finish reading a favorite story, talk with your child about it. Ask questions. In the story *The Gunniwolf*, an African American folktale retold by Wilhelmina Harper, there are three characters, a little girl, her mother, and the Gunniwolf. Have your child color the finger puppets below. Help him/her cut them out, carefully cutting two holes for her fingers. Take turns acting out the story of the Gunniwolf.



Child



Gunniwolf

# Tall Tale Mad Lib

Once upon a time there was a \_\_\_\_\_ named \_\_\_\_\_  
*noun* *name*

who was so \_\_\_\_\_ that he could \_\_\_\_\_  
*adjective* *verb*

the \_\_\_\_\_. His favorite thing to do was \_\_\_\_\_  
*noun* *verb*

with the \_\_\_\_\_. He had a \_\_\_\_\_ named  
*noun* *animal*

\_\_\_\_\_ who was so \_\_\_\_\_ that it/he/she could  
*name* *adjective*

\_\_\_\_\_ in \_\_\_\_\_ .  
*favorite activity* *amount of time*

They liked to play together, especially \_\_\_\_\_. Whenever  
*game*

they played \_\_\_\_\_, the neighborhood  
*same game as before*

\_\_\_\_\_ would hide under their \_\_\_\_\_.  
*profession* *piece of furniture*

One day while they were playing, they found a \_\_\_\_\_  
*mythical creature*

who was crying. Its \_\_\_\_\_ was stuck in a  
*body part*


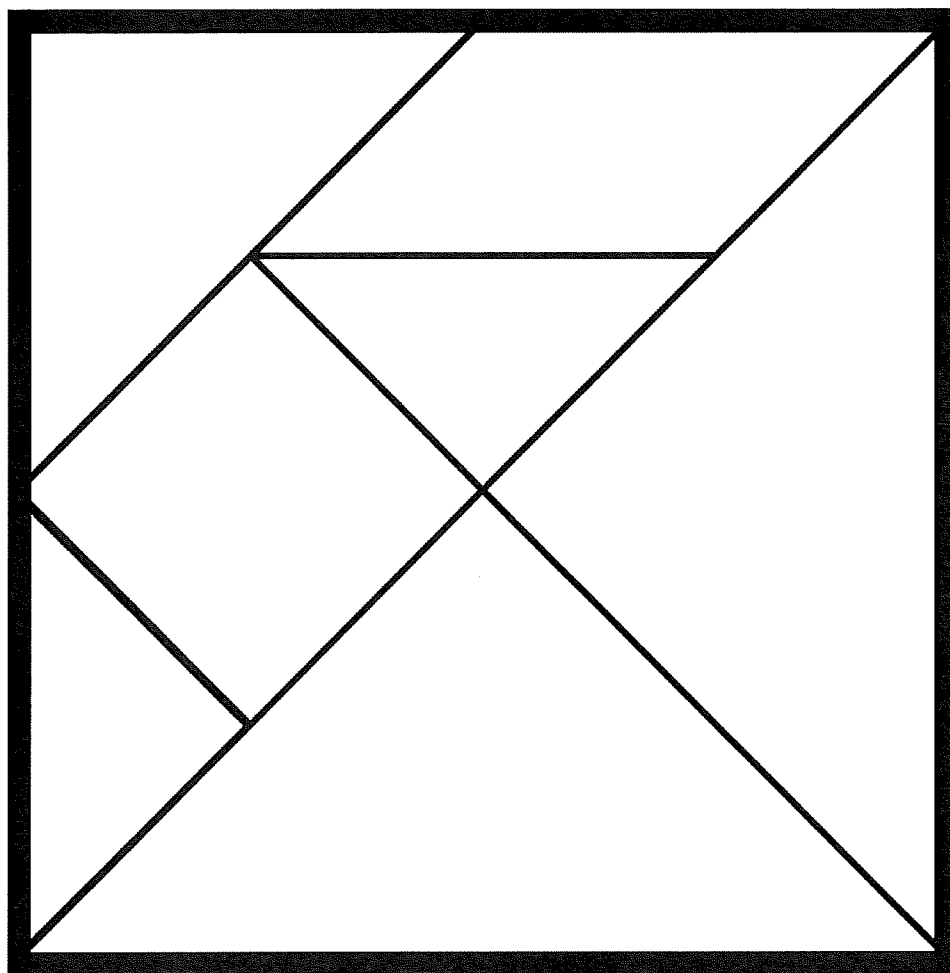
\_\_\_\_\_ and the \_\_\_\_\_ couldn't get loose.  
*noun* *same mythical creature as before*

So they and thought about what they could do to help. Finally, \_\_\_\_\_  
*same animal as before*

had an idea! "Let's \_\_\_\_\_ some \_\_\_\_\_ onto its paw.  
*verb* *noun*

# Tangram


Cut out the Tangram pieces below and rearrange them to make different figures.




fox



giraffe




cat



goose

# Fairytale Storyteller



1. Print and cut around the outside square of the storyteller.
2. Fold in half and in half again.
3. Unfold it completely and flip over so top is blank.
4. Fold each corner into the middle.
5. Flip it over and fold the corners to the middle again, so the pictures with numbers are folded into the middle.
6. Turn over so you can see the girl, pirate, dragon, and frog.
7. Slide your thumb and your finger behind two of the pictures and press together so they bend round and touch.
8. Turn over and repeat with the thumb and finger of the other hand for the other two pictures.
9. The girl, pirate, dragon, and frog should now be at the front with centers touching and you are ready to use your storyteller!